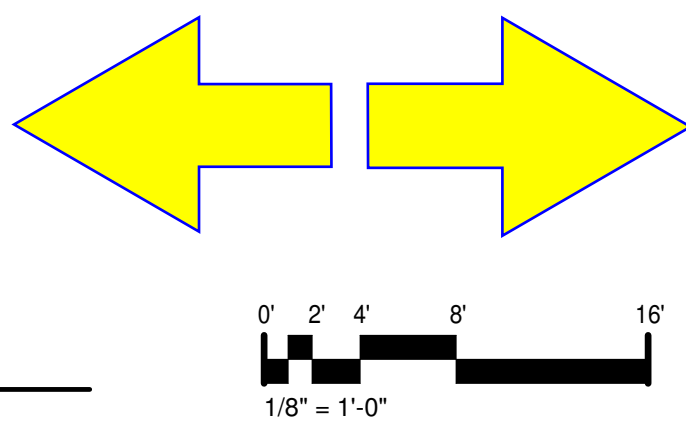
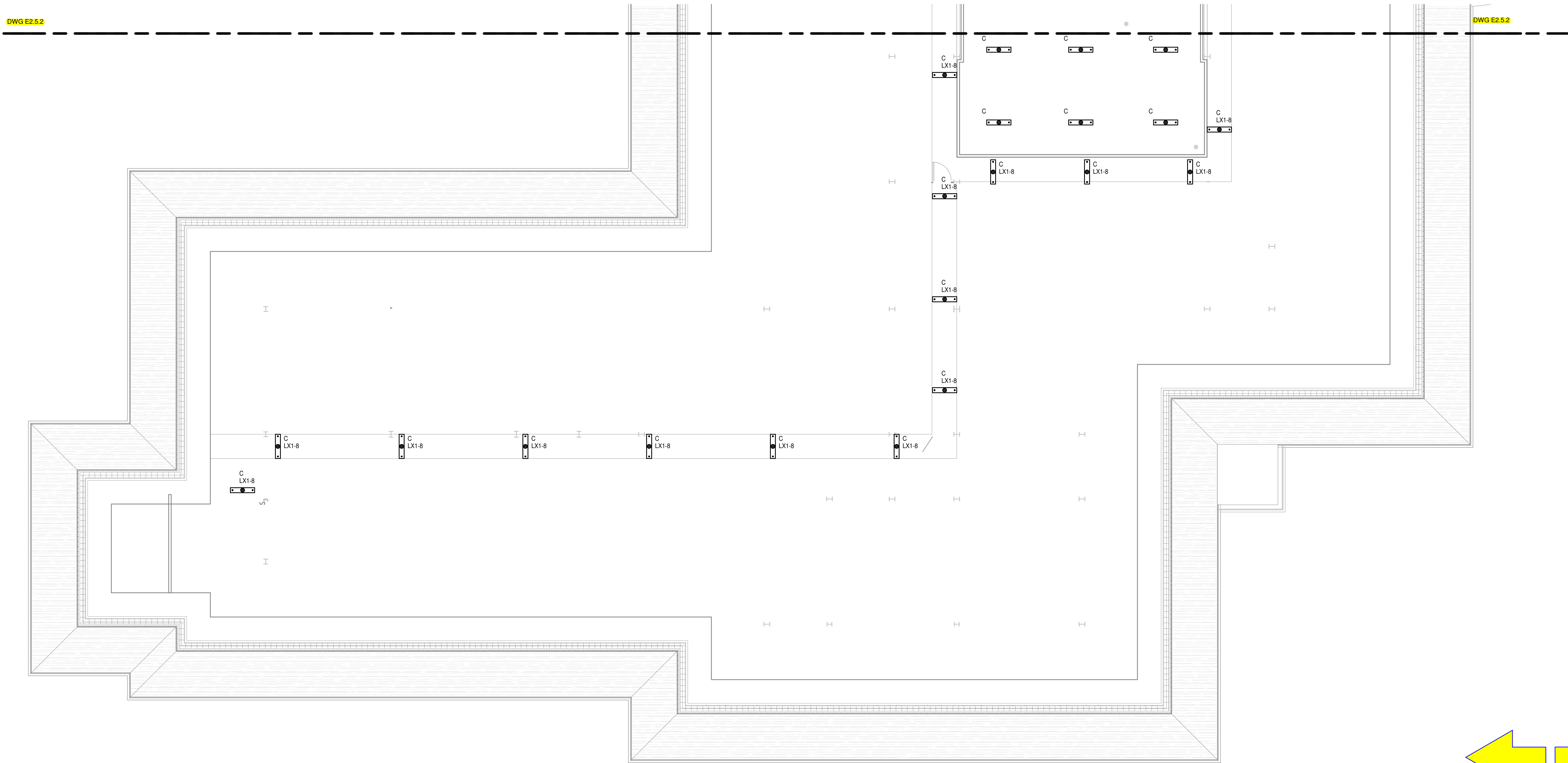


3/25/2019 10:37:59 AM

 ATTIC PLAN - PART B - ELECTRICAL
1/8" = 1'-0"



ATTIC FLOOR PLAN
- PART B -
ELECTRICAL

E2.6.2

Dobo Hall Renovation - Package A

SCO PROJECT NO. 18-19798-01A
UNC Wilmington
4978 CAHILL DR, WILMINGTON, NC 28403


PROJECT NO: 580999	DATE: MARCH 27, 2019
REVISIONS	
DATE	DESCRIPTION



MOSELEYARCHITECTS

3200 NORFOLK STREET, RICHMOND, VA 23230
PHONE (804) 794-7555 FAX (804) 355-5690
MOSELEYARCHITECTS.COM

KEYNOTES

APPLIES TO DRAWINGS E2.X.2
REPRESENTED BY 

1. FIELD VERIFY OUTLET LOCATIONS FOR THIS SPACE. IF EXISTING OUTLET IS IN CLOSE PROXIMITY TO THE NEW DEVICE INDICATED, DO NOT PROVIDE NEW DEVICE.
2. CIRCUIT NEW POWER DEVICES IN THIS SPACE TO LOCAL 120V RECEPTACLE CIRCUIT.
3. EXISTING BREAKERS FREED BY DEMOLITION MAY BE USE ILO CIRCUITS INDICATED. ADJUST PANEL SCHEDULE ON AND RECORD CHANGES ON AS-BUILT DOCUMENTS.
4. REMOVE THE EPO BUTTON IN THIS SPACE. PROVIDE BLANK OVER THE EXITING BOX AND DISCONNECT THE SHUNT TRIP MAIN IN THIS PANEL.
5. PROVIDE OUTLET FOR ABA PHONE TO MATCH THE EXISTING CURRENTLY LOCATED IN THE STAIRWELLS. PROVIDE TWO CAT 6 DATA CABLE TO NEAREST DATA CLOSET. OWNER SHALL PROVIDE THE EQUIPMENT.
6. PROVIDE 600V, 60A, 3P, DISCONNECT FPND. COORDINATE MOTOR LOCATION WITH ELEVATOR PROVIDER AND PROVIDE FEEDER SIZE INDICATED TO ELEVATOR MOTOR.
7. PROVIDE A 250V/1P/20A DISC FUSED AT 20A FOR ELEVATOR CAB LIGHTING
8. LOCATE PHONE OUTLET ADJACENT TO ELEVATOR CONTROLLER.
9. COORDINATE THE LOCATION OF THE NON-GFI OUTLET WITH THE LOCATION OF THE SUMP PUMP CONTROLLER. PROVIDE 1"EC FROM CONTROLLER TO SUMP PUMP.
10. CONNECT LIGHT TO LINE SIDE OF THE GFI OUTLET. PROVIDE WATERPROOF LIGHT SWITCH NEAR THE TOP OF THE PIT LADDER.
11. COORDINATE THE LOCATION OF ALL ELECTRICAL EQUIPMENT WITH ELEVATOR EQUIPMENT IN THE ROOM PRIOR TO ROUGHIN.
12. RECONNECT DESKTOP POWER TO EXISTING POWER SOURCE IN THE FLOOR. FIELD VERIFY LOCATION.
13. REMOVE THE OUTLET IN THE BOX MOUNTED IN THE VERTICAL FACE OF THE RISER AND ITS ASSOCIATED WIRING. PROVIDE BLANK COVER PLATE FOR EMPTY BOX. FIELD VERIFY QUANTITY.
14. FIELD VERIFY LOCATION OF FLOOR BOX WITH OWNER PRIOR TO ROUGHIN. PROVIDE BREAKER IN AVAILABLE SPACE OF PANEL INDICATED.